


# Technical data sheet

## Cable tray, marine standard MKR 15

Item no. 6045960



Cable tray for use in ship construction, produced according to the marine standard VG 88900-1.



**St** Steel

**FS** Strip galvanised

### Master data

Item no.	6045960
Type	MKR 15 075 FS
Description 1	Cable tray marine standard
Description 2	Material thickness 1.00mm
Manufacturer	OBO
Dimension	15x75x2000
Material	Steel
Material symbol	St
Surface	Strip galvanised
Surface to DIN	DIN EN 10346
Surface symbol	FS
Smallest sales unit (VG)	2 m
Weight	63,70 kg/100 m

### Technical data

Suitable for maintaining electrical function	<input type="checkbox"/>
Connector version	Without connectors
With cover	<input type="checkbox"/>
Mounting perforation in base	<input checked="" type="checkbox"/>
NATO hole pattern	<input type="checkbox"/>
Rustproof steel, pickled	<input type="checkbox"/>
Side perforation	<input type="checkbox"/>
Wide-span version	<input type="checkbox"/>

# Technical data sheet

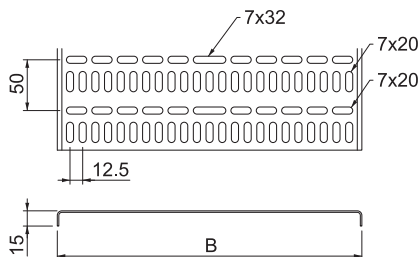
## Cable tray, marine standard MKR 15

Item no. 6045960



### Technical data

#### Dimensions

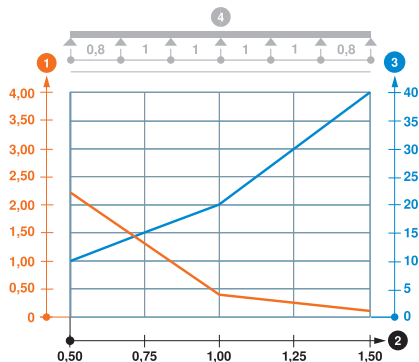


Length	2.000,00 mm
Width	75,00 mm
Height	15,00 mm
Side height	15,00 mm
Dimension B	75,00 mm
Plate thickness	1,00 mm

#### Appr. load:

Support spacing 0.5 m	2,20 kN/m
Support spacing 1.0 m	0,40 kN/m
Support spacing 1.5 m	0,10 kN/m

Load diagram, cable tray, type MKR 15 075 FS



- 1 Permitted cable tray/ladder load in kN/m without man load
- 2 Support width in m
- 3 Rail bend in mm at permitted kN/m
- Load curve with cable tray/ladder width in mm
- Strut bend curve according to support width
- 4 Load scheme during testing