


# Technical data sheet

## Cable tray MKS 60 FS

Item number: 6055206



MKS 60 = medium-duty cable tray system with a side height of 60 mm. FS version includes RV 60 straight connector set.

Tested for installation above suspended fire protection ceilings (tray widths 100-400 mm, fire load 30 minutes, mounting work and parameters according to fire protection reports).

Magnetic shield insulation without cover 20 dB, with cover 50 dB.



**St** Steel

**FS** Strip galvanized

### Master data

Item number	6055206
Type	MKS 620 FS
Description 1	Cable tray MKS
Description 2	perforated, with connector set
Manufacturer	OBO
Dimension	60x200x3000
Material	Steel
Surface	Strip galvanized
Surface standard	DIN EN 10346
Smallest sales unit	3
Unit of quantity	Metre
Weight	246.7 kg
Weight unit	kg/100 m

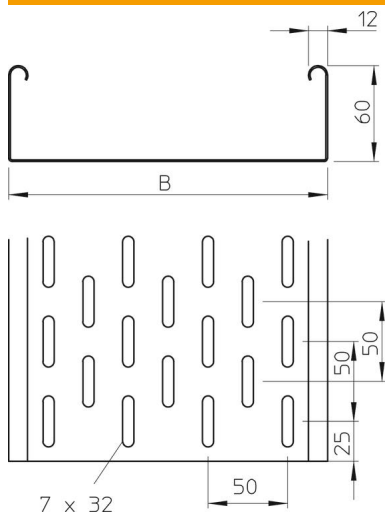
# Technical data sheet

## Cable tray MKS 60 FS

Item number: 6055206



### Dimensions



Dimension	60 x 200
Length	3,000 mm
Length	10 ft
Width	200 mm
Width	8 in
Height	60 mm
Height	2 in
Plate thickness	0.04 in
Plate thickness	1 mm
Dimension B	200 mm

### Technical data

Connector version	Supplied connectors
Mounting system fastening type	Floor Ceiling Wall
Walkable	no
Maintain electrical functions	no
With cover	no
Mounting perforation in base	yes
NATO hole pattern	no
Usable cross-section	118 cm <sup>2</sup>
Usable cross-section	11800 mm <sup>2</sup>
Rustproof steel, pickled	no
Side perforation	yes
Wide-span version	no
Load test type according to IEC 61537	Type II
Type of connector, cable support system	Screwed

# Technical data sheet

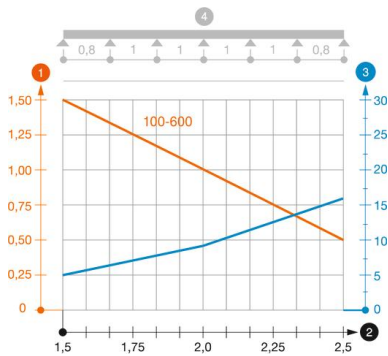
## Cable tray MKS 60 FS

Item number: 6055206



### Loads

Insertable support spacings, min.	1.5 m
Insertable support spacings, max.	2.5 m
Support spacing 1.5 m	1.5 kN/m
Support spacing 1.75 m	1.25 kN/m
Support spacing 2.0 m	1 kN/m
Support spacing 2.5 m	0.5 kN/m



### Load diagram, cable tray, type MKS 60

- 1 Permitted cable tray/ladder load in kN/m without man load
- 2 Support width in m
- 3 Rail bend in mm at permitted kN/m
- 4 Load scheme during testing
- Load curve with cable tray/ladder width in mm
- Strut bend curve according to support width