


Technical data sheet

Cable tray MKS 60 FS

Item number: 6055400



MKS 60 = medium-duty cable tray system with a side height of 60 mm. FS version includes RV 60 straight connector set.

Tested for installation above suspended fire protection ceilings (tray widths 100-400 mm, fire load 30 minutes, mounting work and parameters according to fire protection reports).

Magnetic shield insulation without cover 20 dB, with cover 50 dB.



St Steel

FS Strip galvanized

Master data

Item number	6055400
Type	MKS 640 FS
Description 1	Cable tray MKS
Description 2	perforated, with connector set
Manufacturer	OBO
Dimension	60x400x3000
Material	Steel
Surface	Strip galvanized
Surface standard	DIN EN 10346
Smallest sales unit	3
Unit of quantity	Metre
Weight	380 kg
Weight unit	kg/100 m

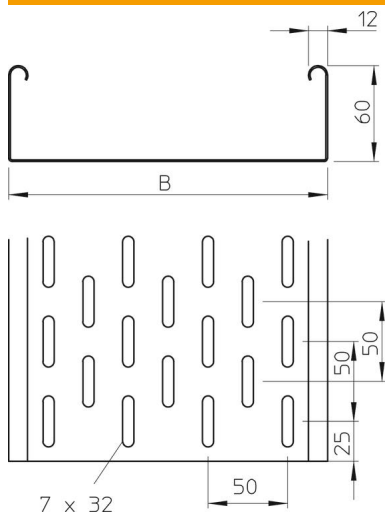
Technical data sheet

Cable tray MKS 60 FS

Item number: 6055400



Dimensions



Dimension	60 x 400
Length	3,000 mm
Length	10 ft
Width	400 mm
Width	16 in
Height	60 mm
Height	2 in
Plate thickness	0.04 in
Plate thickness	1 mm
Dimension B	400 mm

Technical data

Connector version	Supplied connectors
Mounting system fastening type	Floor Ceiling Wall
Walkable	no
Maintain electrical functions	no
With cover	no
Mounting perforation in base	yes
NATO hole pattern	no
Usable cross-section	238 cm ²
Usable cross-section	23800 mm ²
Rustproof steel, pickled	no
Side perforation	yes
Wide-span version	no
Load test type according to IEC 61537	Type II
Type of connector, cable support system	Screwed

Technical data sheet

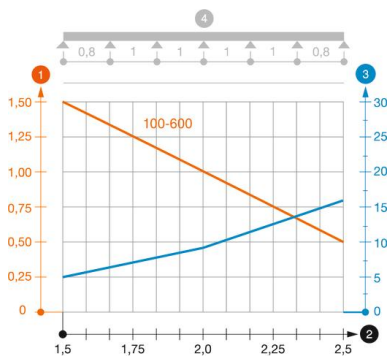
Cable tray MKS 60 FS

Item number: 6055400



Loads

Insertable support spacings, min.	1.5 m
Insertable support spacings, max.	2.5 m
Support spacing 1.5 m	1.5 kN/m
Support spacing 1.75 m	1.25 kN/m
Support spacing 2.0 m	1 kN/m
Support spacing 2.5 m	0.5 kN/m



Load diagram, cable tray, type MKS 60

- 1 Permitted cable tray/ladder load in kN/m without man load
- 2 Support width in m
- 3 Rail bend in mm at permitted kN/m
- 4 Load scheme during testing
- Load curve with cable tray/ladder width in mm
- Strut bend curve according to support width