


Technical data sheet

Cable tray SKS 110 FT SOMY

Item number: 7196008



SKS 110 = Heavy-duty cable tray system with 110 mm side height.
The cable tray is fastened to the bracket with bolts, type FRS M6 x 12. The surface coating is a coating created in a single-dip method with extra-high zinc thicknesses.
Magnetic shield insulation without cover 20 dB, with cover 50 dB.



St	Steel
FT SO	Hot-dip galvanised 85 µm

Master data

Item number	7196008
Type	SKS 110 FT SO
Description 1	Cable tray SKS
Description 2	perforated
Manufacturer	OBO
Dimension	110x100x3000
Colour	zinc
Material	Steel
Surface	Hot-dip galvanised 85 µm
Surface standard	DIN EN ISO 1461
Smallest sales unit	3
Unit of quantity	Metre
Weight	402 kg
Weight unit	kg/100 m
CO2 Footprint (GWP) Cradle-to-Gate	9,1586 kg CO2e / 1 Meter

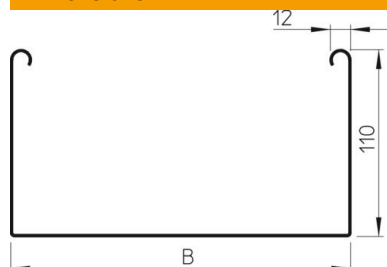
Technical data sheet

Cable tray SKS 110 FT SOMY

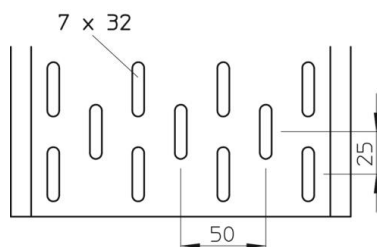
Item number: 7196008



Dimensions



Length	3,000 mm
Width	100 mm
Height	110 mm
Plate thickness	1.5 mm
Dimension B	100 mm



Technical data

Connector version	Without connectors
Mounting system fastening type	Floor Ceiling Wall
Walkable	no
Maintain electrical functions	no
With cover	no
Mounting perforation in base	yes
NATO hole pattern	no
Usable cross-section	108 cm ²
Rustproof steel, pickled	no
Side perforation	yes
Wide-span version	no
Load test type according to IEC 61537	Type II
Type of connector, cable support system	Screwed

Technical data sheet

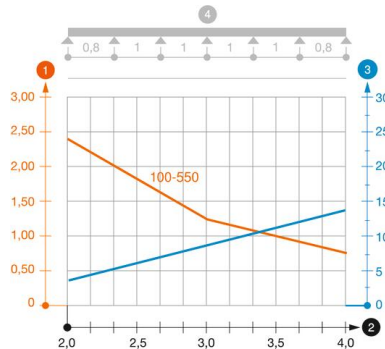
Cable tray SKS 110 FT SOMY

Item number: 7196008



Loads

Support spacing 1.5 m	3 kN/m
Support spacing 2.0 m	2.4 kN/m
Support spacing 3.0 m	1.2 kN/m
Support spacing 4.0 m	0.8 kN/m



Load diagram, cable tray, type SKS 110

- 1** Permitted cable tray/ladder load in kN/m without man load
- 2** Support width in m
- 3** Rail bend in mm at permitted kN/m
- 4** Load scheme during testing
- Load curve with cable tray/ladder width in mm
- Strut bend curve according to support width