

# High protection

Easy to install. Fitting in any environment.  
OBO aluminium conduits.



- Less weight
- High resistance against compression and impact
- Corrosion resistant
- M16 – M63
- Accessories: Bends and couplings

# OBO aluminium conduits

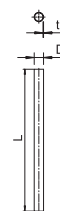
## Aluminium pipe, without thread

Type	Dim. D mm	Dim. L mm	Dim. t mm	Pack. m	Weight kg/100 m	Item No.
<b>S16W ALU</b>	16	3000	1.2	30	15,067	<b>2046 00 2</b>
<b>S20W ALU</b>	20	3000	1.2	30	19,134	<b>2046 00 3</b>
<b>S25W ALU</b>	25	3000	1.3	30	26,134	<b>2046 00 4</b>
<b>S32W ALU</b>	32	3000	1.3	30	33,834	<b>2046 00 5</b>
<b>S40W ALU</b>	40	3000	1.4	15	45,800	<b>2046 00 6</b>
<b>S50W ALU</b>	50	3000	1.4	15	57,700	<b>2046 00 7</b>
<b>S63W ALU</b>	63	3000	1.7	15	88,334	<b>2046 00 8</b>

Alu Aluminium

price/100 m

Electrical installation pipe without threaded ends to EN 61386-1 for mechanical protection of cables. With burr-free inner wall.



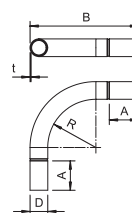
## Aluminium pipe bend, without thread

Type	Dim. A mm	Dim. B mm	Dim. D mm	Dim. l mm	Dim. R mm	Dim. t mm	Pack. pcs	Weight kg/100 pcs.	Item No.
<b>SB16W ALU</b>	78	151	16	28	64	1.2	15	2,350	<b>2046 01 2</b>
<b>SB20W ALU</b>	80	171	20	30	80	1.2	25	5,500	<b>2046 01 3</b>
<b>SB25W ALU</b>	93	209	25	38	102.5	1.3	25	9,000	<b>2046 01 4</b>
<b>SB32W ALU</b>	105	253	32	40	131	1.3	20	14,100	<b>2046 01 5</b>
<b>SB40W ALU</b>	115	302	40	50	165	1.4	15	22,400	<b>2046 01 6</b>
<b>SB50W ALU</b>	128	360	50	63	205	1.4	5	35,400	<b>2046 01 7</b>
<b>SB63W ALU</b>	135	425	63	70	256.5	1.7	3	59,500	<b>2046 01 8</b>

Alu Aluminium

/100 pcs.

90° bend with moulded sleeves, for electrical installation pipes according to EN 61386-1. With burr-free inner wall.



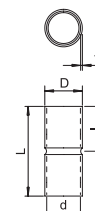
## Aluminium sleeve, without thread

Type	Dim. d mm	Dim. L mm	Dim. D mm	Dim. t mm	Pack. pcs	Weight kg/100 pcs.	Item No.
<b>SV16W ALU</b>	16	40	18.6	1.2	50	0,700	<b>2046 02 2</b>
<b>SV20W ALU</b>	22.6	20.2	50	25	50	1,300	<b>2046 02 3</b>
<b>SV25W ALU</b>	27.6	25.2	60	30	50	1,900	<b>2046 02 4</b>
<b>SV32W ALU</b>	34.6	32.2	70	35	50	2,400	<b>2046 02 5</b>
<b>SV40W ALU</b>	43	40.2	70	35	20	4,000	<b>2046 02 6</b>
<b>SV50W ALU</b>	53	50.2	90	45	20	6,100	<b>2046 02 7</b>
<b>SV63W ALU</b>	66.2	63.2	110	55	20	9,000	<b>2046 02 8</b>

Alu Aluminium

/100 pc.

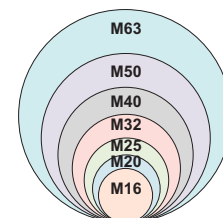
Accessory part: plug-in sleeve for the connections between electrical installation pipes. With burr-free inner wall.



Select list  
Conduit size  
(External diameter in mm)

Cable cross-section (mm<sup>2</sup>)

Number of cables	1.5	2.5	4	6	10	16	25	35	50	70	95
1	M16	M16	M16	M16	M16	M16	M20	M25	M25	M32	M32
2	M16	M16	M16	M16	M20	M25	M32	M32	M40	M40	M50
3	M16	M16	M20	M20	M25	M32	M32	M40	M50	M50	M63
4	M16	M16	M20	M20	M32	M32	M40	M40	M50	M63	M63
5	M16	M20	M20	M25	M32	M32	M40	M50	M50	M63	-



**OBO Bettermann GmbH & Co. KG**  
PO Box 1120  
58694 Menden

www.obo-bettermann.com

**Customer Service Germany**  
Tel. +49 (0)2373 89-1700  
Fax +49 (0)2373 89-1238  
E-mail: export@obo.de

**OBO**  
BETTERMANN